Hinge Bases
Bottom Side Mounting U-Shaped

Features: Bottom Side Mounting makes space-saving in width possible.

W Fixed		W and H Configurable			M Material	S Surface Treatment	A Accessory
H7 Type	Oil Free Type	H7 Type	H7 Type with Tap	Oil Free Type			(H7 Type with Tap)
HKUB	-	HGBUB	HGBUBT	-	EN 1.1191 Equiv.	Black Oxide	Set Screw 2 pcs. (EN 1.4301 Equiv.)
HKUM	-	HGBUM	-	-		Electroless Nickel Plating	
HKUS	HKUSM	-	-	HGBUSM	EN 1.4301 Equiv.	-	

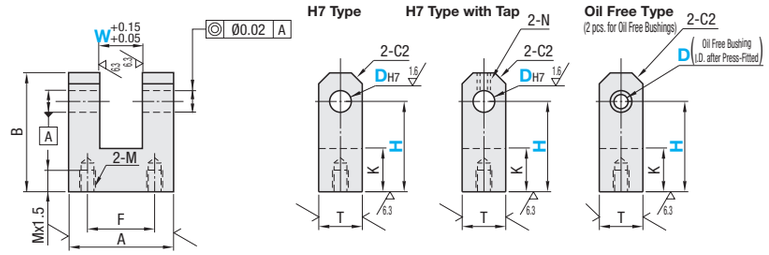

W Fixed

Part Number Type	D	H7 Type D Tolerance	Oil Free Type D Tolerance (Reference)	H 1mm Increment	W	A	F	B	K	T	M (Coarse)	Oil Free Bushing d (I.D.)	Oil Free Bushing L (Overall Length)
(H7) HKUB HKUM HKUS (Oil Free) HKUSM	2	+0.01 0	-	15~20	4	13	7	H+3	10	6	M3	-	-
	3			20~25	6	16	8	H+5		9		-	-
	4	+0.012 0	+0.062 0		8	19	11					4	4
	5		+0.065 0	25~30		25	16	H+6	12	12	M4	5	6
	6				10	32	20	H+8				6	10
	8	+0.015 0		30~40		38	26		14	16	M5	8	12
	10		+0.068 0			50	38	H+10				10	15
	12	+0.018 0			12					19		12	15
	13		-									-	-
	14			35~45			36	H+12	15	22	M6	-	-
	15				16							-	-
	16											-	-
	20	+0.021 0		40~50	20	65	47	H+14	18	25	M8	-	-
	25				30			H+17		30		-	-

For detailed dimensions of Hinge Pin, see P.1-908.

HGBUSM Oil Free Bushing

D	W	Oil Free Bushing d (I.D.)	Oil Free Bushing L (Overall Length)
4	8	4	5
	9	4	4
5	9	5	6
	10	5	6
	12	5	5
6	10	6	10
	12	6	8
	15	6	6
8	15	8	10
	16	8	10
10	15	10	15
	16	10	15
	18	10	15
12	15	12	15
	16	12	15
	20	12	12

W and H Configurable Type (For Oil Free Type, H dimension is fixed)

Part Number Type	D	H7 Type D Tolerance	Oil Free Type D Tolerance (Reference)	H7 Type / H7 Type with Tap W 1mm Increment	H7 Type / H7 Type with Tap H 5mm Increment	Oil Free Type W Selectable	Oil Free Type H Fixed	A	F	B	K	T	M (Coarse)	N
(H7) HGBUB HGBUM (H7 Type with Tap) HGBUBT (Oil Free) HGBUSM	2	+0.01 0	-	3~ 5	15~20	-	-	13	7	H+3	10	6	M3	-
	3			3~ 9	20~25			16	8	H+5		9		M3
	4	+0.012 0	+0.062 0	4~12		8 9	20	19	11					
	5		+0.065 0	5~15	25~30	9 10 12	25	25	16	H+6	12	12	M4	M4
	6			6~18		10 12 15		32	20	H+8				
	8	+0.015 0		8~24	30~40	15 16	30	38	26		14	16	M5	
	10		+0.068 0	10~30		15 16 18		50	38	H+10				
	12	+0.018 0		12~30		15 16 20						19		M5
	13		-	13~30		-	-							
	14			14~30	35~45				36	H+12	15	22	M6	
	15			15~30										
	16			16~30										M6
	20	+0.021 0		20~30	40~50			65	47	H+14	18	25	M8	
	25			25~35						H+17		30		

For detailed dimensions of Hinge Pin, see P.1-908. For H7 type with tap, (A–W)/2≥N+2 is required.

Ordering Example

Part Number	-	W	-	H
HKUB6			-	H28
HGBUB8	-	W8	-	H30

D	Unit Price W Fixed H7 Type HKUB	W Fixed H7 Type HKUM	W Fixed H7 Type HKUS	W Fixed Oil Free Type HKUSM	W and H Configurable H7 Type HGBUB	W and H Configurable H7 Type HGBUM	W and H Configurable H7 Type with Tap HGBUBT	W and H Configurable Oil Free Type HGBUSM
2				-			-	-
3				-				-
4								
5								
6								
8								
10								
12								
13				-				-
14				-				-
15				-				-
16				-				-
20				-				-
25				-				-

Hinge Bases
Bottom Side Mounting T-Shaped

Features: Bottom Side Mounting makes space-saving in width possible.

W Fixed	W and H Configurable	M Material	S Surface Treatment
HKKBB	HGBBB	EN 1.1191 Equiv.	Black Oxide

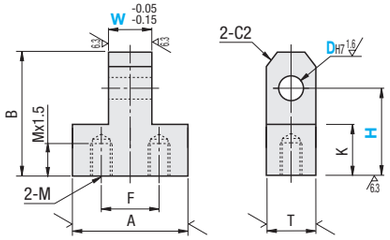

W Fixed

Part Number Type	D	D Tolerance	H 1mm Increment	W	A	F	B	K	T	M (Coarse)	Unit Price
HKKBB	2	+0.01 0	15~20	4	13	7	H+3	10	6	M3	
	3		15~25	6	16	8	H+5		9		
	4	+0.012 0		8	19	11					
	5		20~30		25	16	H+6	12	12	M4	
	6			10	32	20	H+8				
	8	+0.015 0	25~35		38	26		14	16	M5	
	10		30~40		50	38	H+10				
	12	+0.018 0		12					19		
	13					36					
	14		35~45				H+12	15	22	M6	
	15			16							
	16										
	20	+0.021 0	40~50	20	65	47	H+14	18	25	M8	
	25			30			H+17		30		

For detailed dimensions of Hinge Pin, see P.1-908.

W and H Configurable

Part Number Type	D	D Tolerance	W 1mm Increment	H 5mm Increment	A	F	B	K	T	M (Coarse)	Unit Price
HGBBB	2	+0.01 0	3~5	15~20	13	7	H+3	10	6	M3	
	3		3~6	15~25	16	8	H+5		9		
	4	+0.012 0	4~8		19	11					
	5		5~10	20~30	25	16	H+6	12	12	M4	
	6		6~12		32	20	H+8				
	8	+0.015 0	8~16	25~35	38	26		14	16	M5	
	10		10~18	30~40	50	38	H+10				
	12	+0.018 0	12~18						19		
	13		13~24								
	14		14~24	35~45							
	15		15~24			36	H+12	15	22	M6	
	16		16~24								
	20	+0.021 0	20~30	40~50	65	47	H+14	18	25	M8	
	25		25~35				H+17		30		

For detailed dimensions of Hinge Pin, see P.1-908.

Ordering Example

Part Number	-	W	-	H
HKKBB8			-	H27
HGBBB8	-	W8	-	H25

ex Example

Combination of these app. examples can be selected on our website.

For details of selections P.87

*Enter the search keyword in the search box on e-Catalog. The search result will be shown in "Modular Assembler" area.

e-Catalog Search Keyword
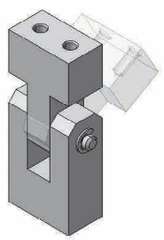
#MA515 Search